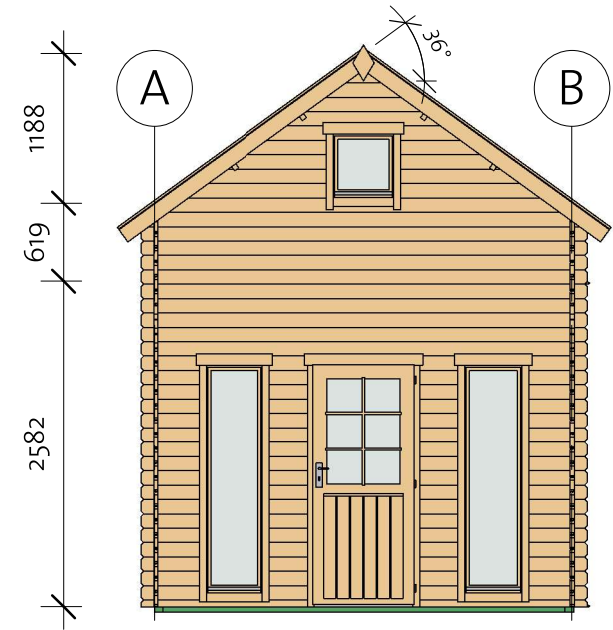
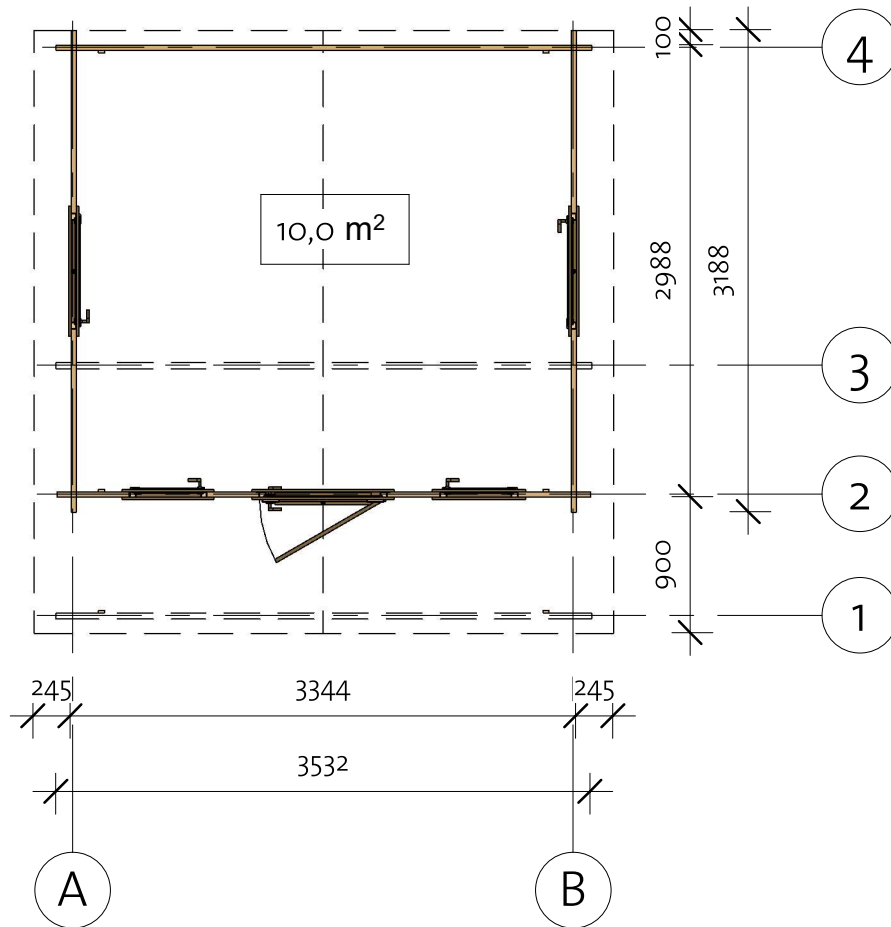


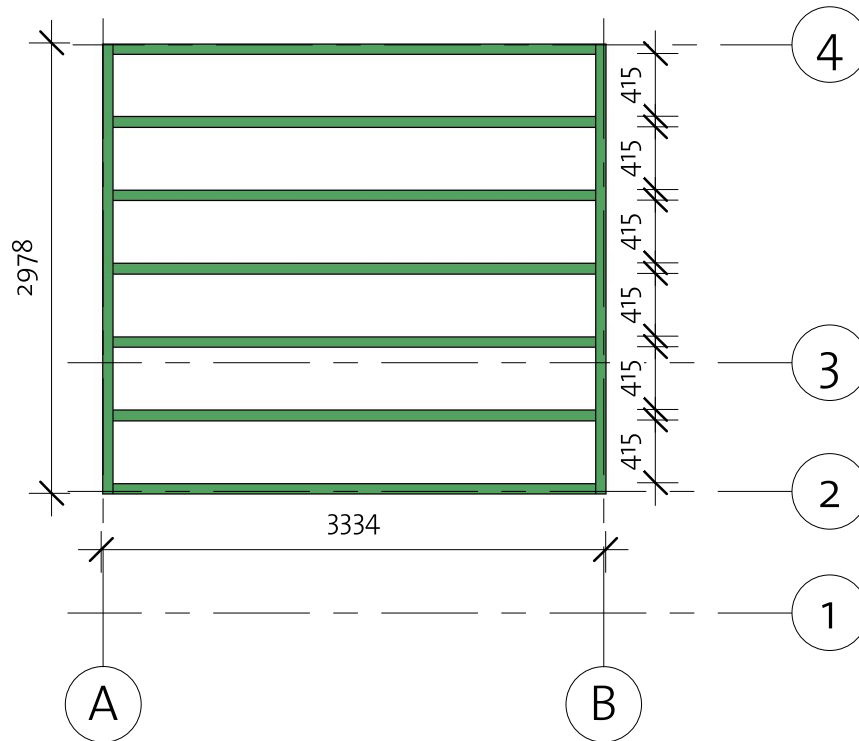
Colwood Bunkie 34 (335x299)




EZ Log Structures
Do-It-Yourself Building Kits

Colwood Bunkie 34 (335x299)

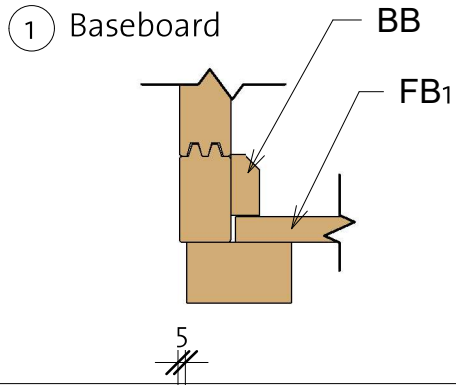
Foundation



Impregnated foundation beams				
Mark	Type	Profile	Count	Length
IFB1	IFB 70x40		2	2978
IFB2	IFB 70x40		7	3194

Colwood Bunkie 34 (335x299)

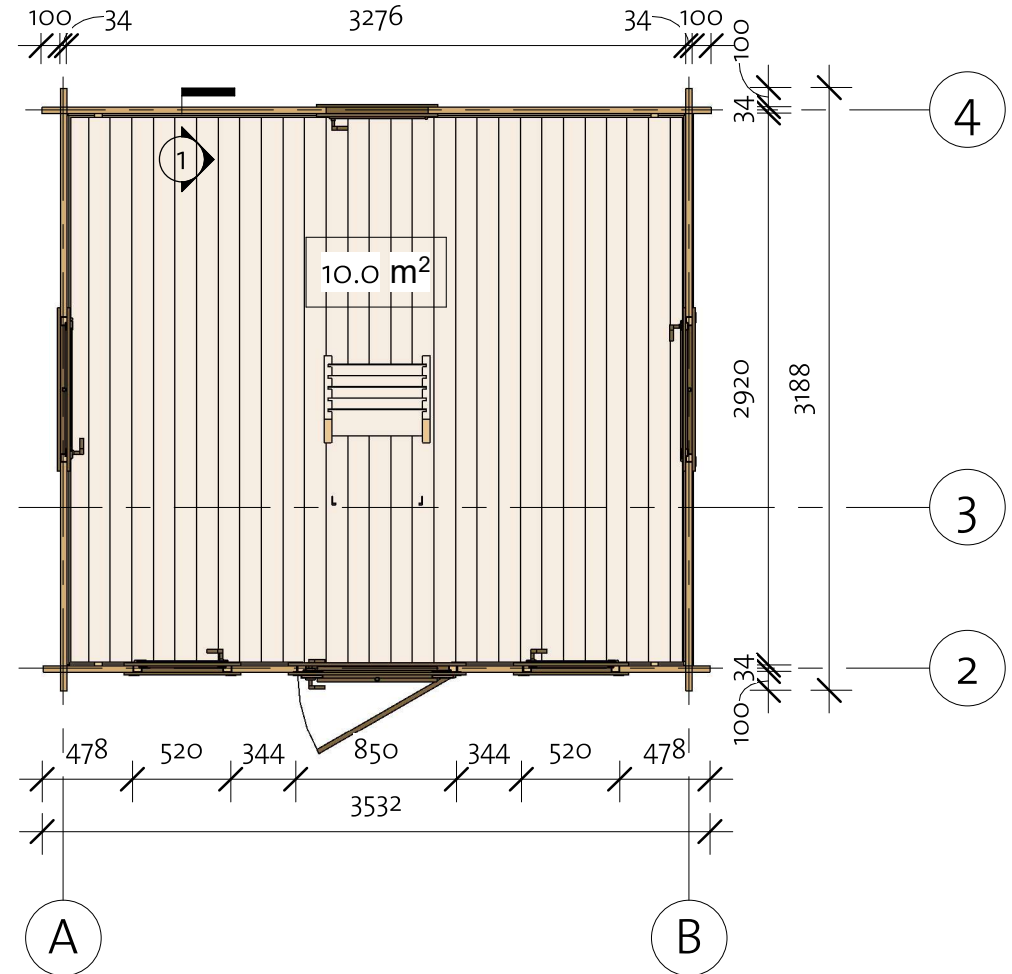
Floor Plan



Floor Schedule				
Mark	Type	Profile	Count	Length

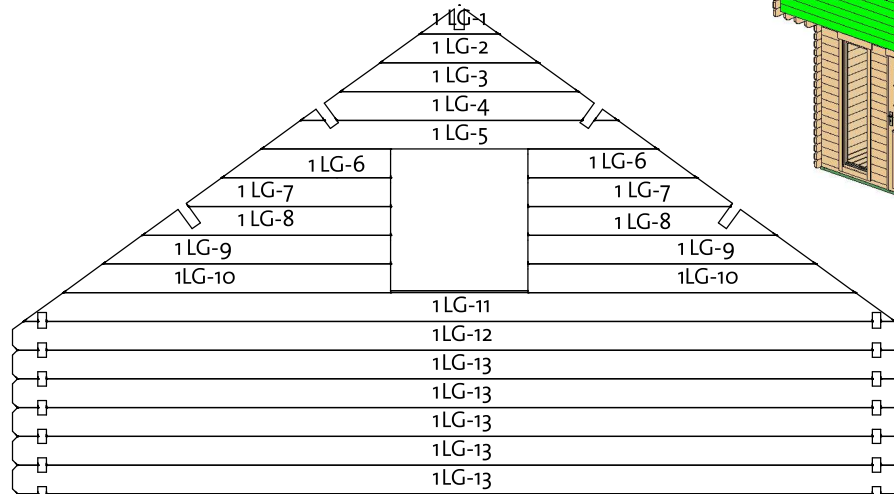
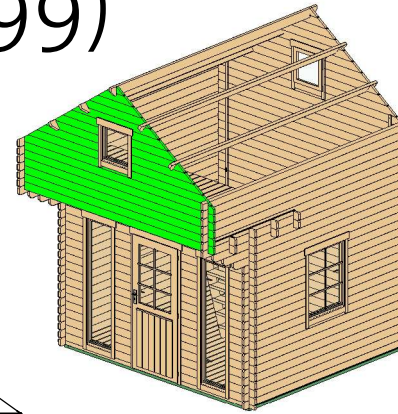
FB1	FB 17x114		30	2914
FB2	FB 17x114		30	1645

BB1	BB 20x40		3	3350
BB2	BB 20x40		3	3000



Colwood Bunkie 34 (335x299)

Wall 1



Wall 1			
Mark	Profile	Count	Cut Length

1LG-1 *	34X114	1	315
1LG-2 *	34X114	1	630
1LG-3 *	34X114	1	944
1LG-4 *	34X114	1	1258
1LG-5 *	34X114	1	1572
1LG-6 *	34X114	2	671
1LG-7 *	34X114	2	811
1LG-8 *	34X114	2	985
1LG-9 *	34X114	2	1142
1LG-10*	34X114	2	1299
1LG-11 *	34X114	1	3458
1LG-12	34X114	1	3544
1LG-13	34X114	5	3544

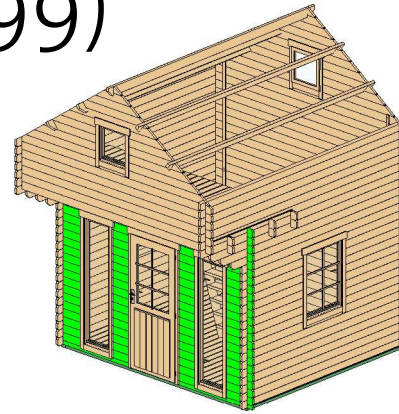
* Gable - delivered premounted

Log Profile Wall 1	
Profile	Profile

34X114	
--------	--


Colwood Bunkie 34 (335x299)

Wall 2



Wall 2			
Mark	Profile	Count	Cut Length

2BL-1	34X57	2	1347
2LG-1	34X114	34	344
2LG-2	34X114	34	484
2LG-3	34X114	4	3544
2LG-4	34X114	1	3544

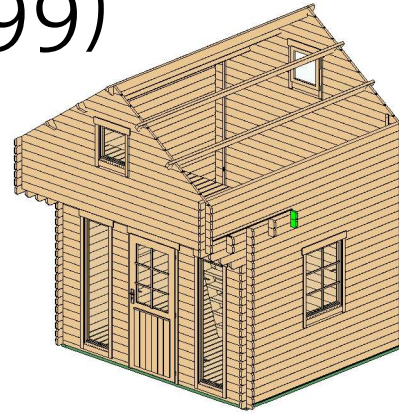


Log Profile Wall 2	
Profile	Profile

34X57	
34X114	

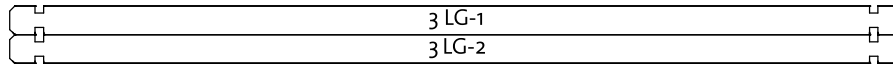
Colwood Bunkie 34 (335x299)

Wall 3



Wall 3			
Mark	Profile	Count	Cut Length

3LG-1	34X114	1	3544
3LG-2	34X114	1	3544


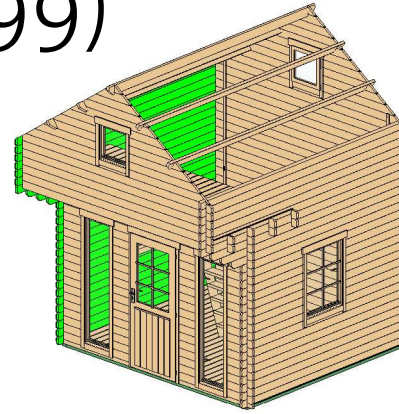


Log Profile Wall 3	
Profile	Profile

34X114	
--------	--

Colwood Bunkie 34 (335x299)

Wall A



91910172_200309

Wall A


Mark	Profile	Count	Cut Length
------	---------	-------	------------

ALG-1	34X114	18	1209
ALG-2	34X114	9	3188
ALG-3	34X114	1	3388
ALG-4	34X114	1	3588
ALG-5	34X114	1	3788
ALG-6	34X114	1	3988
ALG-7	34X114	1	3988
ALG-8	34X114	4	3988
ATL-1	34X123	1	3988


Log Profile Wall A

Profile	Profile
---------	---------

34X114





34X123



Colwood Bunkie 34 (335x299)

Wall B





91910172_200309

Wall B			
Mark	Profile	Count	Cut Length

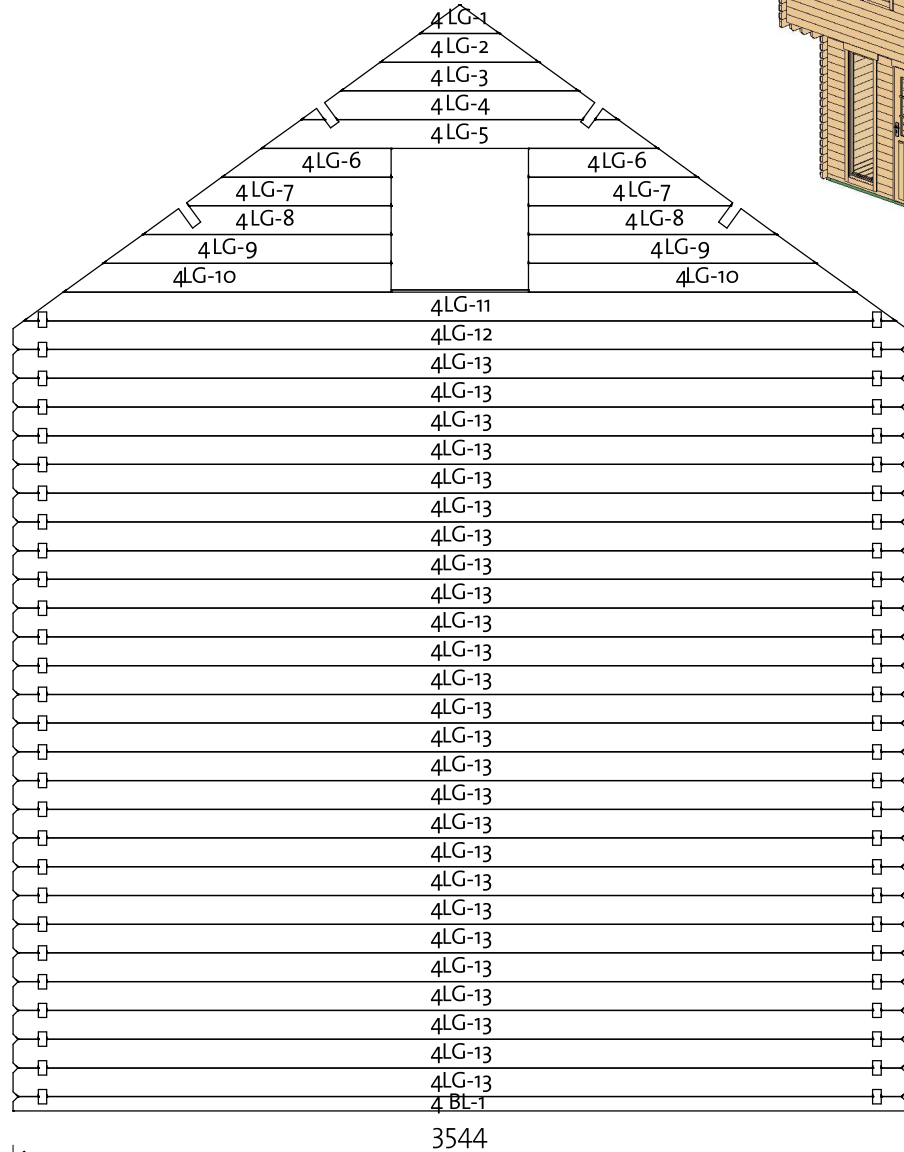
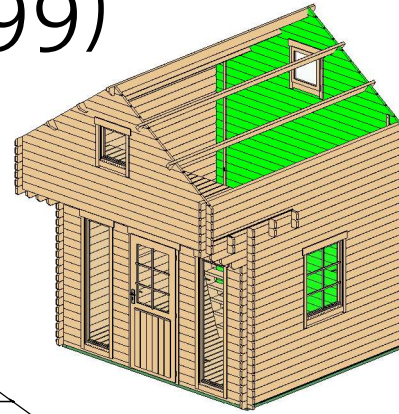
BLG-1	34X114	18	1209
BLG-2	34X114	9	3188
BLG-3	34X114	1	3388
BLG-4	34X114	1	3588
BLG-5	34X114	1	3788
BLG-6	34X114	1	3988
BLG-7	34X114	1	3988
BLG-8	34X114	4	3988
BTL-1	34X123	1	3988

Log Profile Wall B	
Profile	Profile

34X114	
34X123	

Colwood Bunkie 34 (335x299)

Wall 4





Wall 4			
Mark	Profile	Count	Cut Length

4BL-1	34X57	1	3544
4LG-1 *	34X114	1	315
4LG-2 *	34X114	1	630
4LG-3 *	34X114	1	944
4LG-4 *	34X114	1	1258
4LG-5 *	34X114	1	1572
4LG-6 *	34X114	2	671
4LG-7 *	34X114	2	811
4LG-8 *	34X114	2	985
4LG-9 *	34X114	2	1142
4LG-10 *	34X114	2	1299
4LG-11 *	34X114	1	3458
4LG-12	34X114	1	3544
4LG-13	34X114	26	3544

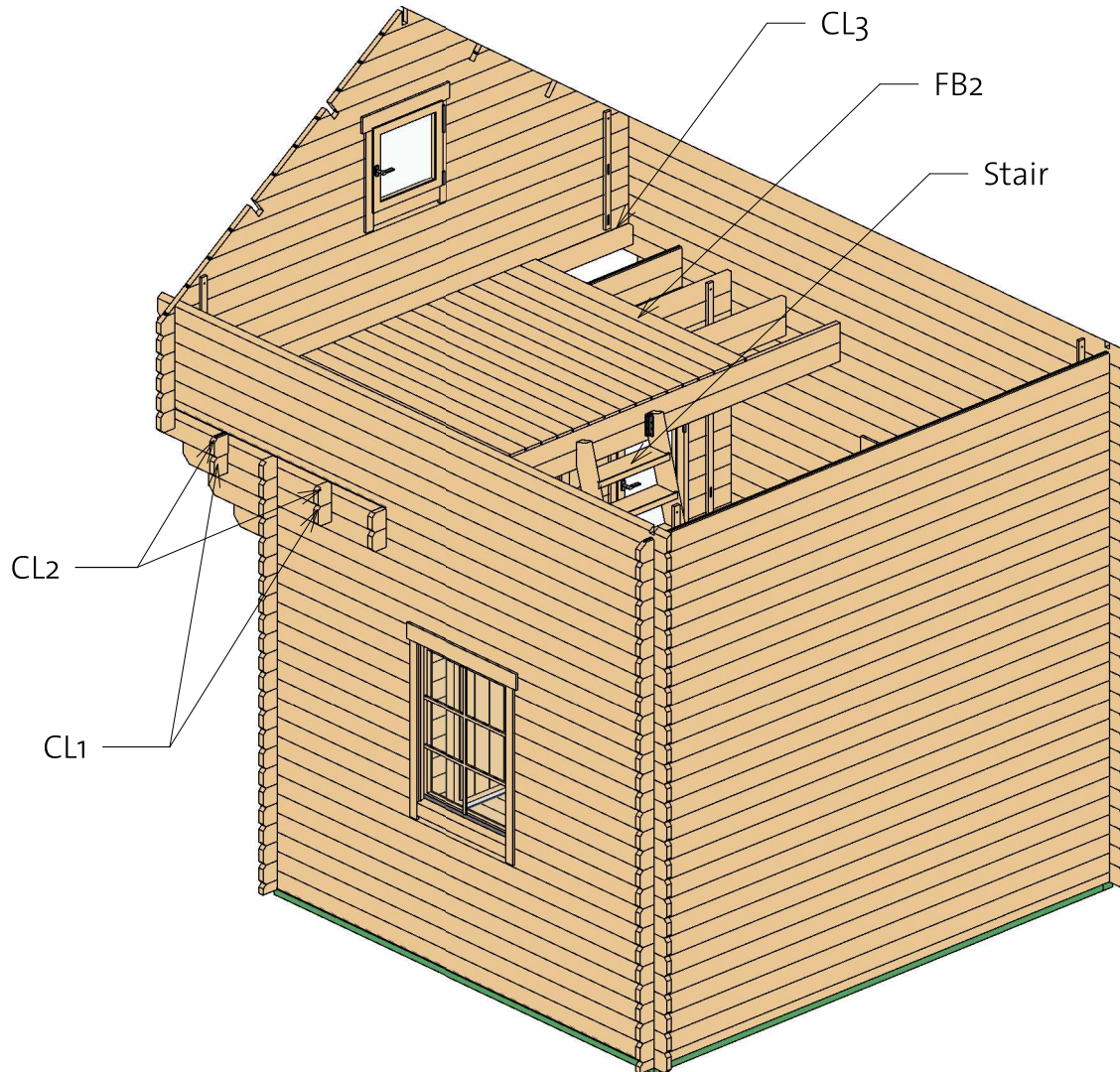
* Gable - delivered premounted

Log Profile Wall 4	
Profile	Profile


34X57	
34X114	

Colwood Bunkie 34 (335x299)

Second floor

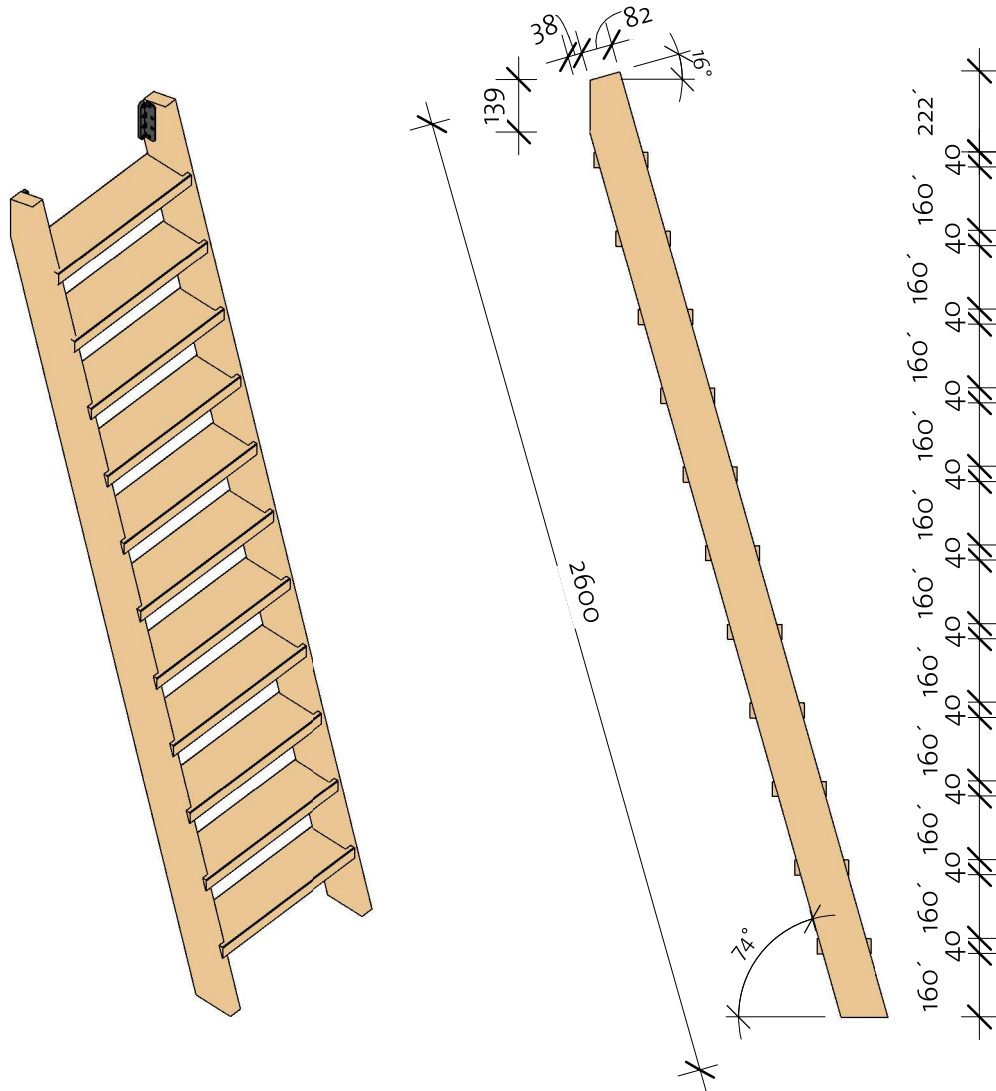





Second floor schedule

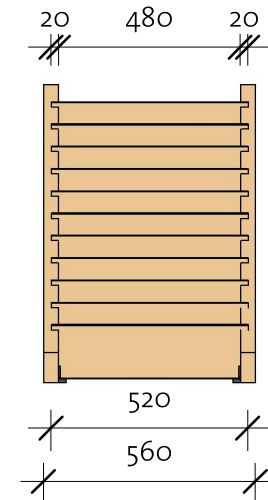
Mark	Type	Profile	Length	Count
CL1	Log 34x114		3544	2
CL2	Log 34x114		3544	2
CL3	Log 34x114		3270	1

Colwood Bunkie 34 (335x299)

Stairs

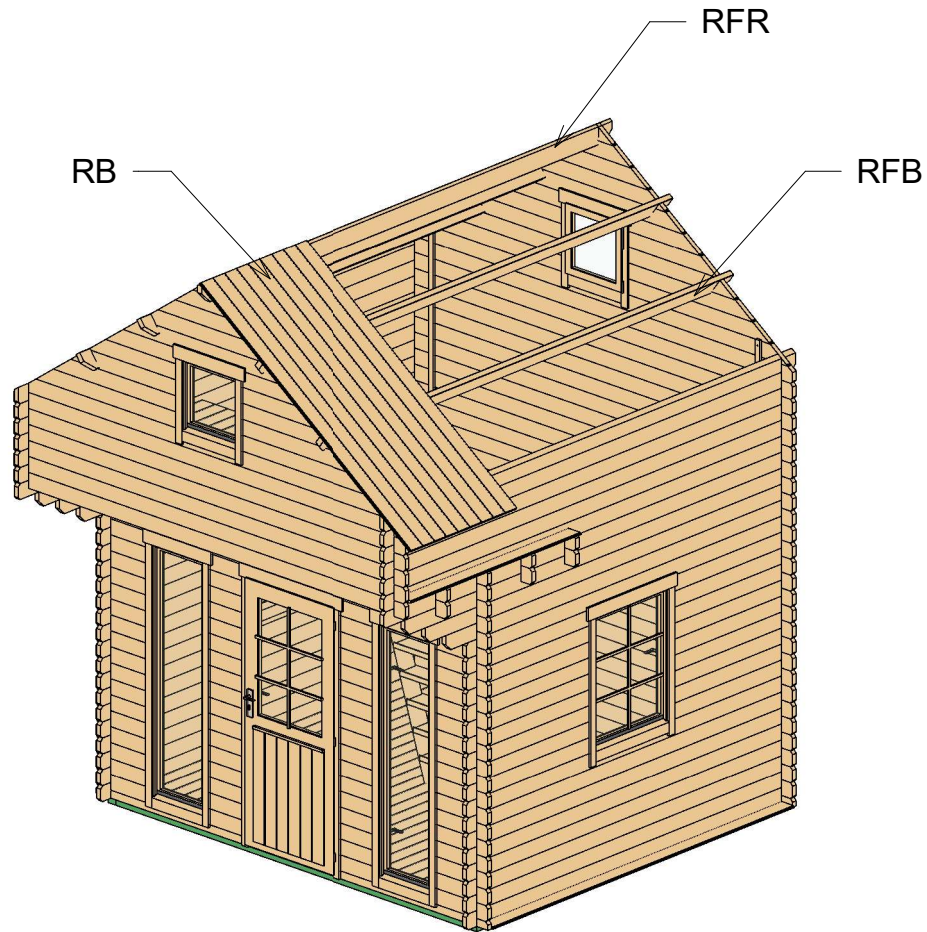





Stairs				
Mark	Profile	Profile	Count	Cut Length
ST1L	Stair 40X120		1	2600
ST1R	Stair 40X120		1	2600
ST2	Stair 143X40		11	520



Colwood Bunkie 34 (335x299)

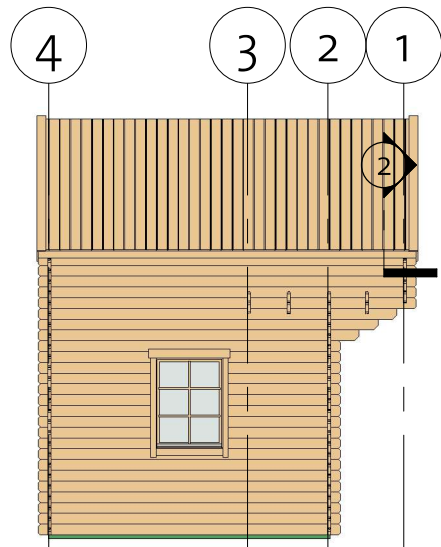
Roof 1



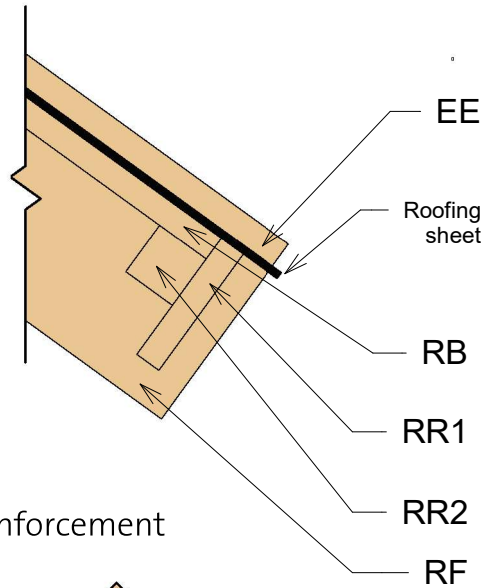
Roof				
Mark	Type	Profile	Count	Length
RFR	Ridge 40x143		1	3988
RFB	Beam 40x143		4	3988
RB	17x114		72	2368

Colwood Bunkie 34 (335x299)

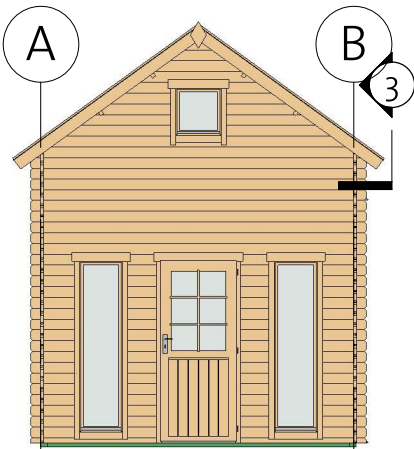
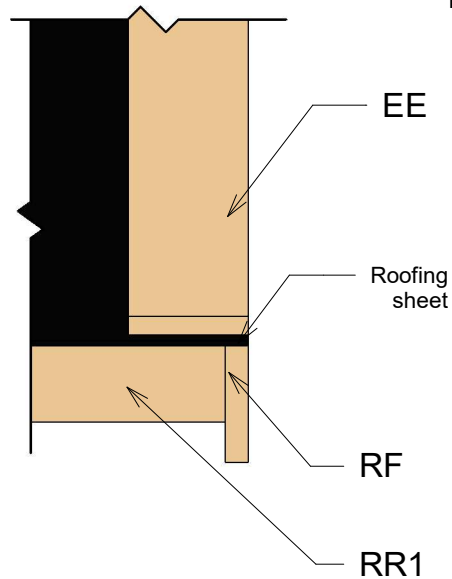
Roof 2



② Facia



③ Roof Reinforcement

























Fascia Schedule

Mark	Type	Profile	Count	Length
EE	Eave Edging 18x95		4	2407
RF	Roof Fascia 18x120		4	2407
RR1	Roof reinforcement 18x95		2	3988
RR2	Roof reinforcement 38x38		2	3988

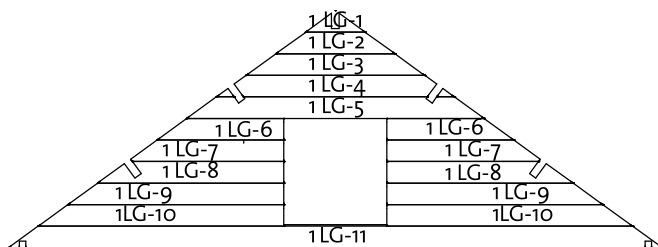
Colwood Bunkie 34 (335x299)

List of all items 1

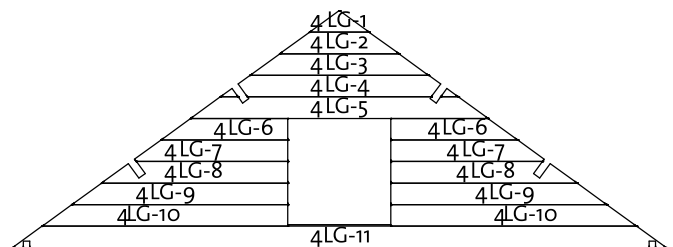
A	LG-6	Log 34X114		1	3988	
B	LG-6	Log 34X114		1	3988	
A	LG-7	Log 34X114		1	3988	
B	LG-7	Log 34X114		1	3988	
A	LG-8	Log 34X114		4	3988	
B	LG-8	Log 34X114		4	3988	
	RFB	Beam 40X143			4	3988
	RFR	Ridge 40X143			1	3988
A	TL-1	Log 34X123			1	3988
B	TL-1	Log 34X123			1	3988
A	LG-5	Log 34X114		1	3788	
B	LG-5	Log 34X114		1	3788	
A	LG-4	Log 34X114		1	3588	
B	LG-4	Log 34X114		1	3588	

BB1	BB 20x40			3	3350
BB2	BB 20x40			3	3000

① Gable 1






























② Gable 4







Colwood Bunkie 34 (335x299)

List of all items 2

4	BL-1	Log 34X57		1	3544
	CL1	Log 34X114		2	3544
	CL2	Log 34X114		2	3544
3	LG-1	Log 34X114		1	3544
3	LG-2	Log 34X114		1	3544
2	LG-3	Log 34X114		4	3544
2	LG-4	Log 34X114		1	3544
1	LG-12	Log 34X114		1	3544
4	LG-12	Log 34X114		1	3544
1	LG-13	Log 34X114		5	3544
4	LG-13	Log 34X114		26	3544
A	LG-3	Log 34X114		1	3388
B	LG-3	Log 34X114		1	3388
	CL3	Log 34X114		1	3270
	IFB2	IFB 70X40	 	7	3194
A	LG-2	Log 34X114		9	3188
B	LG-2	Log 34X114		9	3188
	IFB1	IFB 70X40	 	2	2978
	FB1	FB 17X114	 	30	2914
	RB	17X114	 	72	2356
	FB2	FB 17X114	 	30	1645
2	BL-1	Log 34X57		2	1347

Colwood Bunkie 34 (335x299)

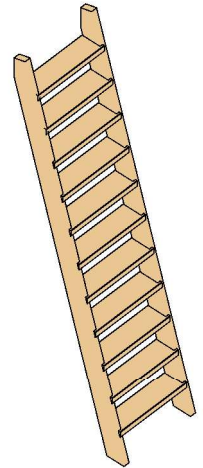
List of all items 3





A	LG-1	Log 34x114		18	1209
B	LG-1	Log 34x114		18	1209
2	LG-2	Log 34x114		34	484
2	LG-1	Log 34x114		34	344




Romb 2



1 Stair



RR1	Roof reinforcement 18x95		2	3988
RR2	Roof reinforcement 38x38		2	3988
EE	Eave Edging 18x95		4	2407
RF	Roof Fascia 18x120		4	2407

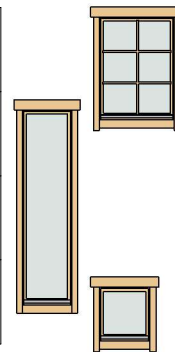
Windboard 18x40x700		2
Windboard 18x40x2500		2
Windboard 18x40x3200		2

B34D1R	Basic 34 door 1 right	840	1955	1
--------	--------------------------	-----	------	---











DCB6	Door Crossbar 6	--	--	1
------	--------------------	----	----	---

B34W2R	Basic 34 window 2 right	765	990	2
B34W3L	Basic 34 window 3, full glass left	515	1890	1
B34W3R	Basic 34 window 3, full glass right	515	1890	1
B34W4R	Basic 34 window 4, full glass right	540	540	2



WCB6	Windows Crossbar 6	--	--	2
------	--------------------	----	----	---

Hitblock	300-400 mm		
Ladder fittings			2
Bolts	M8 x 70		18

Screws	5,0 x 70		20
Nails	1,4 x 40		50
Screws	6,0 x 140		65
Screws	4,0 x 40		85
Screws	4,0 x 50		725