
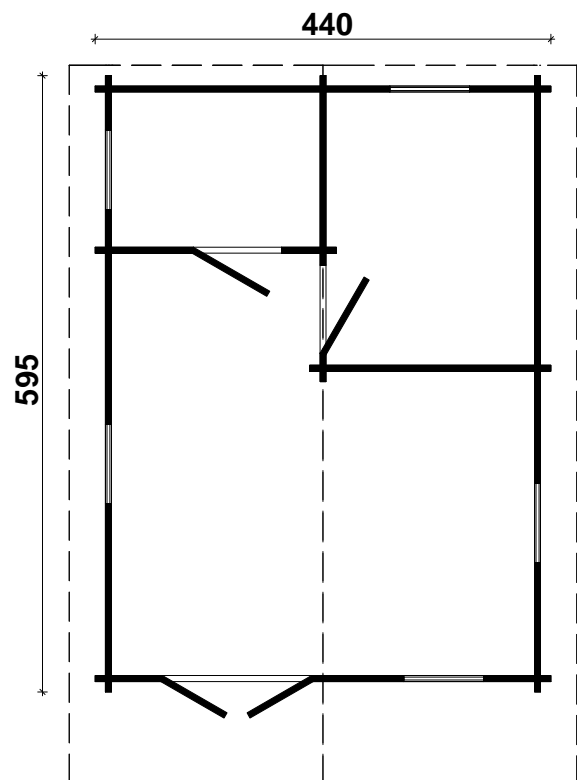


Techn. Data: Gotland D










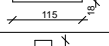




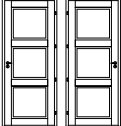


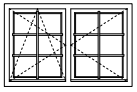
Log length (W x D): 440 x 595 cm

Wall size(outside): 420 x 575 cm · Log thickness: 58 mm






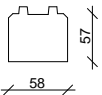


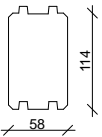







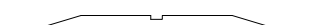


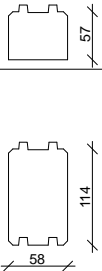






Note: All dimensions are approximate !

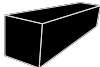


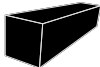

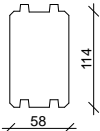

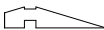
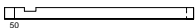
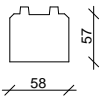









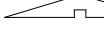
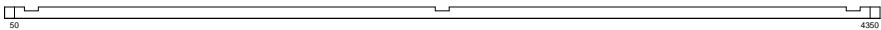
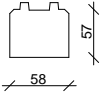
Gotland D 58 mm / 440 x 595 cm Specification

Nr.		 mm	 mm	 x
EX01	Foundation beams	70 x 60	4170	2
EX02			5580	8
EX03			2605	2
EX04			516	7
EX05	Floor board		4080	36+1
EX06			2010	32
EX07	Roof board		2530	128+2
EX08	Fascia board 		2580	4
EX09	Gable edge board		2580	4
EX10	Eave edging		3475	4
EX11	Eave edging slat		3475	4
EX12	Diamond			2
EX13	Baseboard		ca. 32,0 m	
EX14	Storm rod	∅ 10	2200	6
EX15	Nut, washer			12
EX16	Screws 4,0 x 40; 4,5 x 70; 5,0 x 100			1 Bag
EX17	Nails 2,2 x 50; 2,5 x 70			1 Bag
EX18	Dowel	∅ 16	150	30
EX19	Roofing felt		--	--
EX20	Hit block	58x114	300-400	
EX21	Double door 1425 x 1955 mm / 58 mm DG - L			1
EX22	Door 840 x 1955 mm / 58 mm - R+L			2(0+2)
EX23	Window 765 x 990 mm / 58 mm DG			5
EX24	Window 530 x 530 mm / 58 mm DG			--
EX25	Double window 1530 x 990 mm / 58 mm DG			--






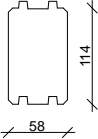







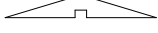

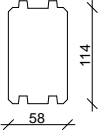







Gotland D 58 mm / 440 x 595 cm - A; B

Nr.		 mm	 mm	 x	
A01			650	1	
A02			2310	1	
A03			650	26	
A04			2310	8	
A05			890	9	
A06			4400	1	
A07			4400	1	
A08			3906	1	
A09			3040	1	
A10			2280	1	
A11			1520	1	
A12			760	1	
B01				2329	1
B02		2329		18	
B03		2329		1	
B04		2029		1	
B05		1649		1	






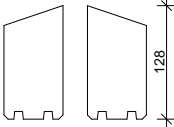


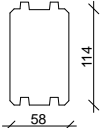








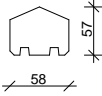





Gotland D 58 mm / 440 x 595 cm - B; C; D

Nr.		 mm	 mm	 x
B06			1269	1
B07			889	1
B08			509	1
C01			950	1
C02			529	1
C03			950	17
C04			529	17
C05			2329	1
C06			2329	1
C07			2029	1
C08			1649	1
C09			1269	1
C10			889	1
C11			509	1
D01			4400	1


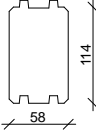



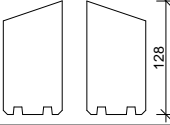


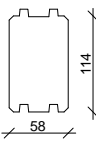




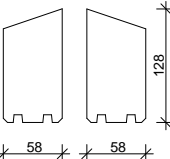



Gotland D 58 mm / 440 x 595 cm - D; 1

Nr.		 mm	 mm	 x
D02			4400	9
D03			2845	9
D04			785	9
D05			4400	1
D06			3906	1
D07			3040	1
D08			2280	1
D09			1520	1
D10			760	1
101			5950	8
102			1815	7
103			2070	9
104			525	9
105			2040	1
106			2265	1
107			4765	1
108			2185+14	1

Gotland D 58 mm / 440 x 595 cm - 1; 2; 3

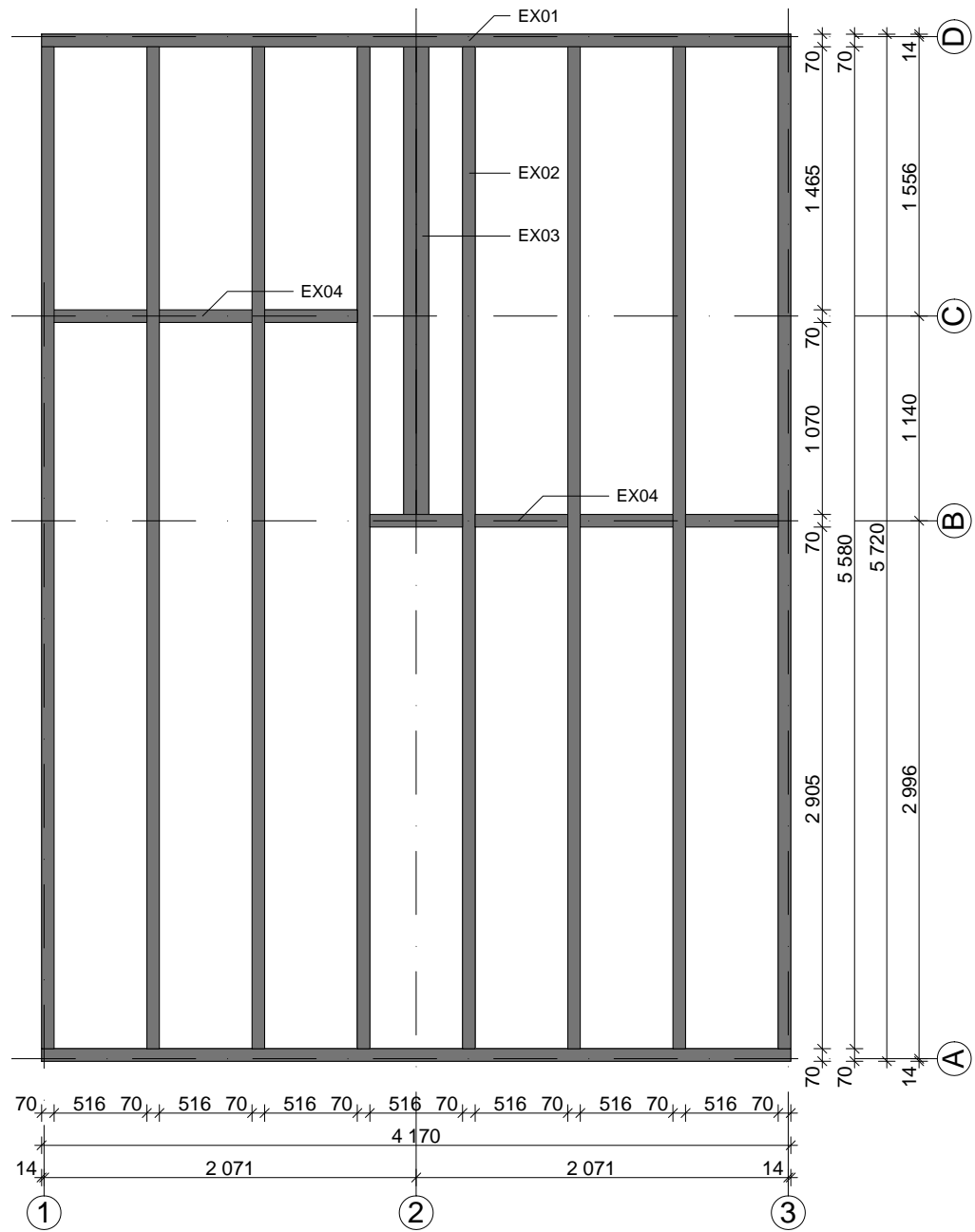
Nr.		 mm	 mm	 x
109			5165	1(1+0)
110			1785	1(1+0)
201			274	17
202			1830	17
203			2954	1
204			2954	4
205			5165	1
206			1785	1
207			4765	1
208			2185+14	1
209			5165	1
210			1785	1
301			5950	8
302			1245	7
303			3935	9
304			1470	1

Gotland D 58 mm / 440 x 595 cm - 3; LT

Nr.				
305			1695	1
306			4425	1
307			2525+14	1
308			4025	1(0+1)
309			2925	1(0+1)
RB01			5165	2
RB02			1785	2
RB03			4025	2
RB04			2925	2
RB05			5565	2(2+0)
RB06			1385+14	2(2+0)
RB07			4425	2(0+2)
RB08			2525+14	2(0+2)

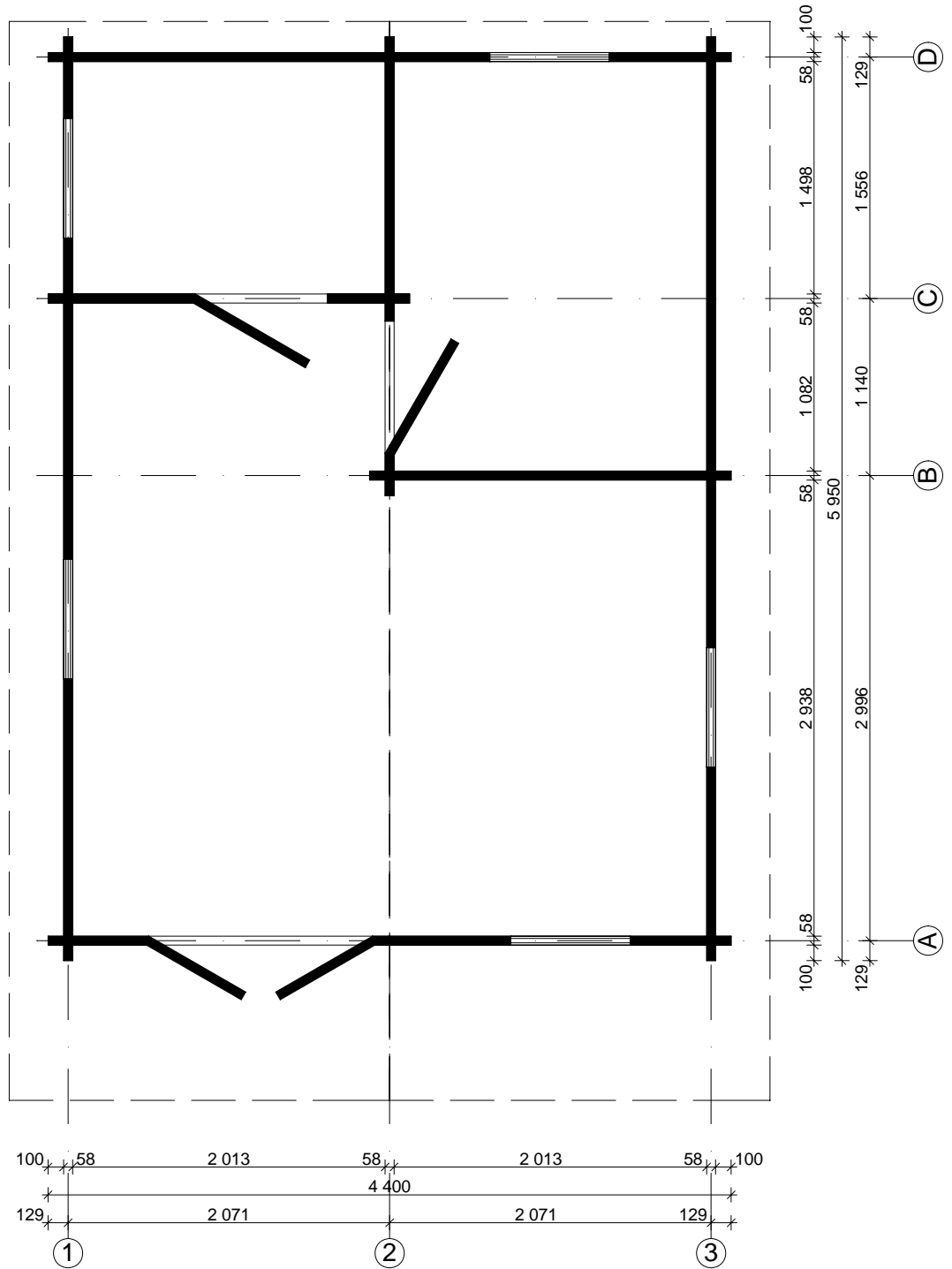
Gotland D 58 mm / 440 x 595 cm

Foundation beams

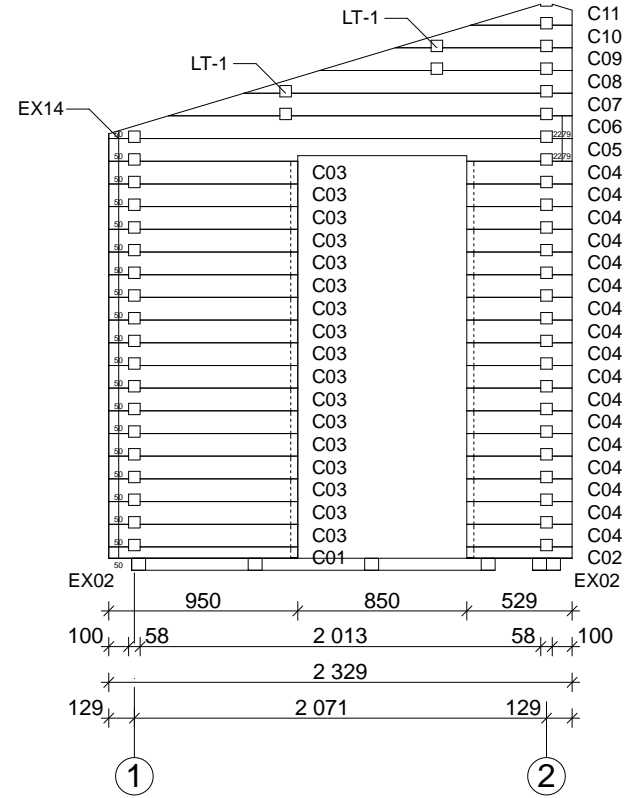



Gotland D 58 mm / 440 x 595 cm

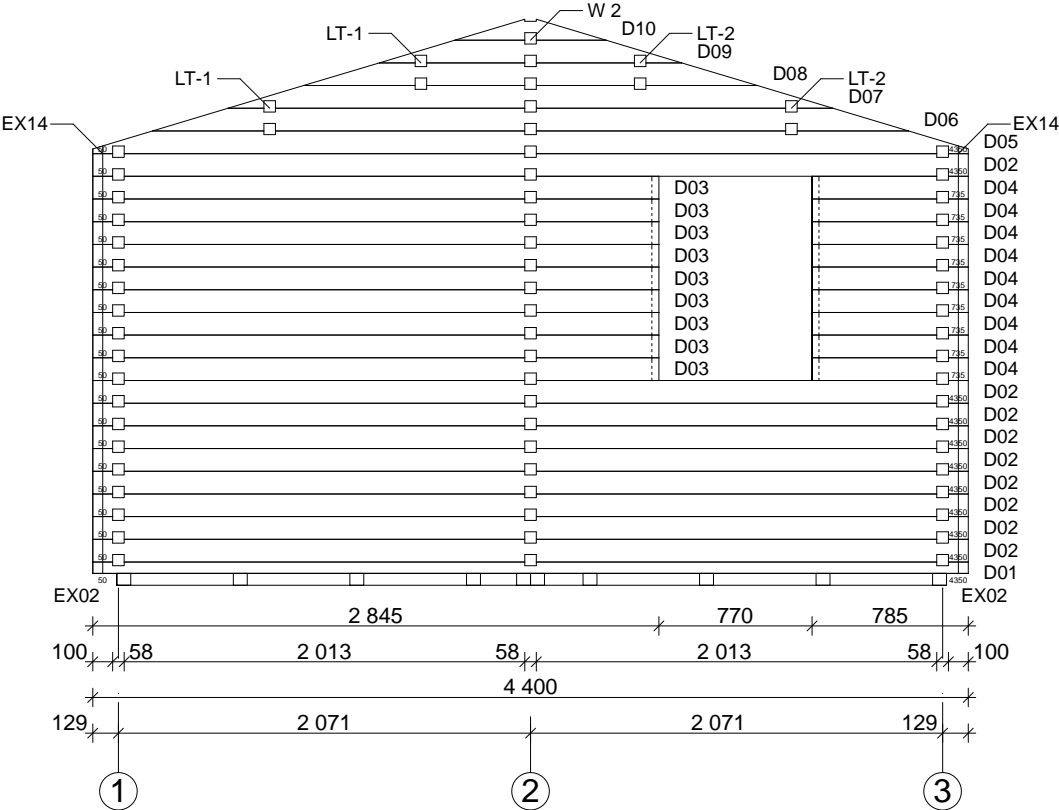
Ground plan




Gotland D 58 mm / 440 x 595 cm - B; C



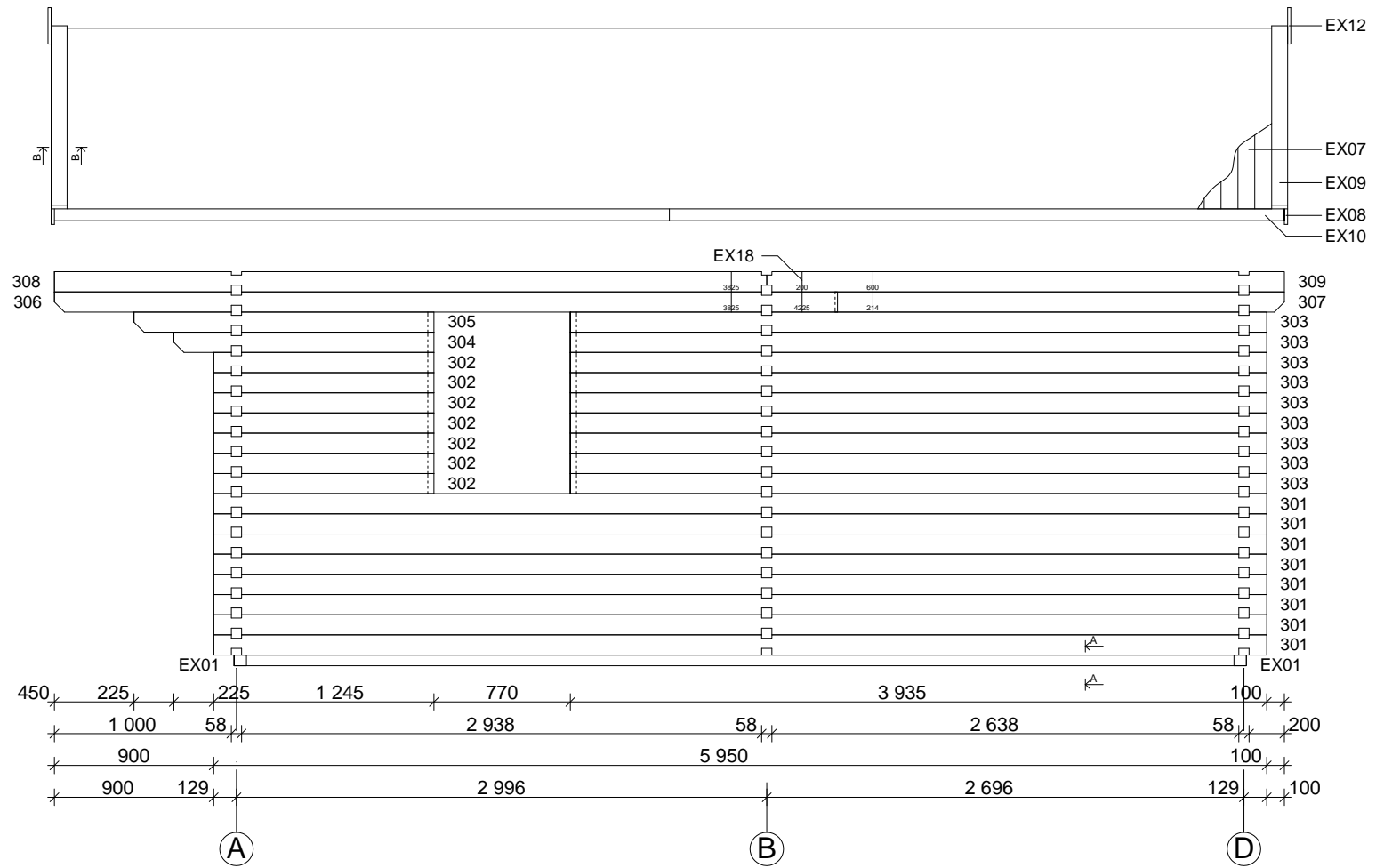
Gotland D 58 mm / 440 x 595 cm - D



Gotland D 58 mm / 440 x 595 cm - 2




Gotland D 58 mm / 440 x 595 cm - 3

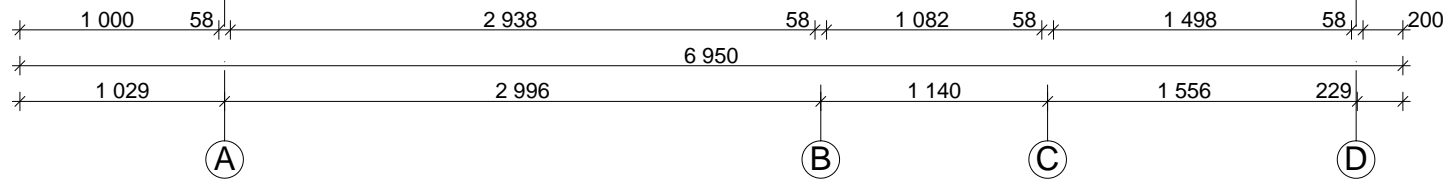
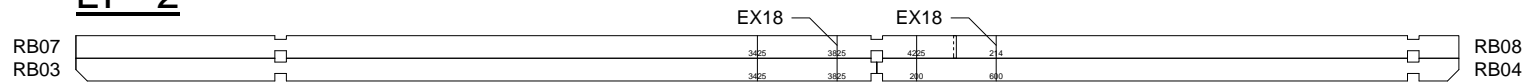


Gotland D 58 mm / 440 x 595 cm - LT

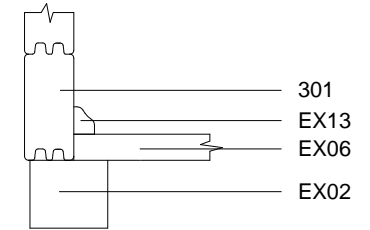
LT - 1



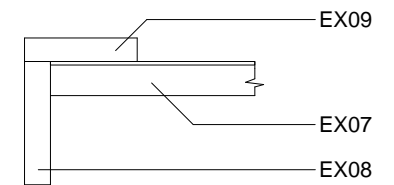
LT - 2



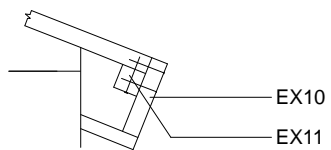
A-A



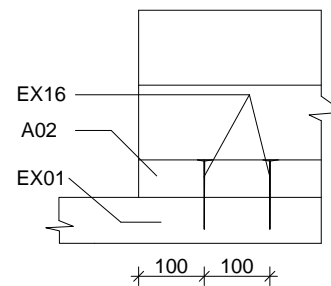
B-B



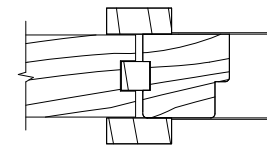
1



2



3



3

