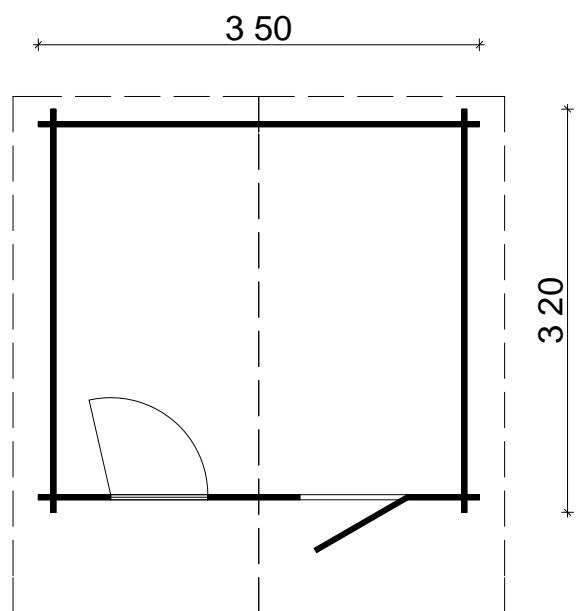



Techn. Data: Lugo 40 mm























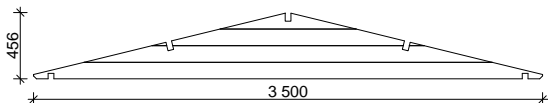












Log length (W x D): 350 x 320 cm

Wall size(outside): 330 x 300cm · Log thickness: 40 mm

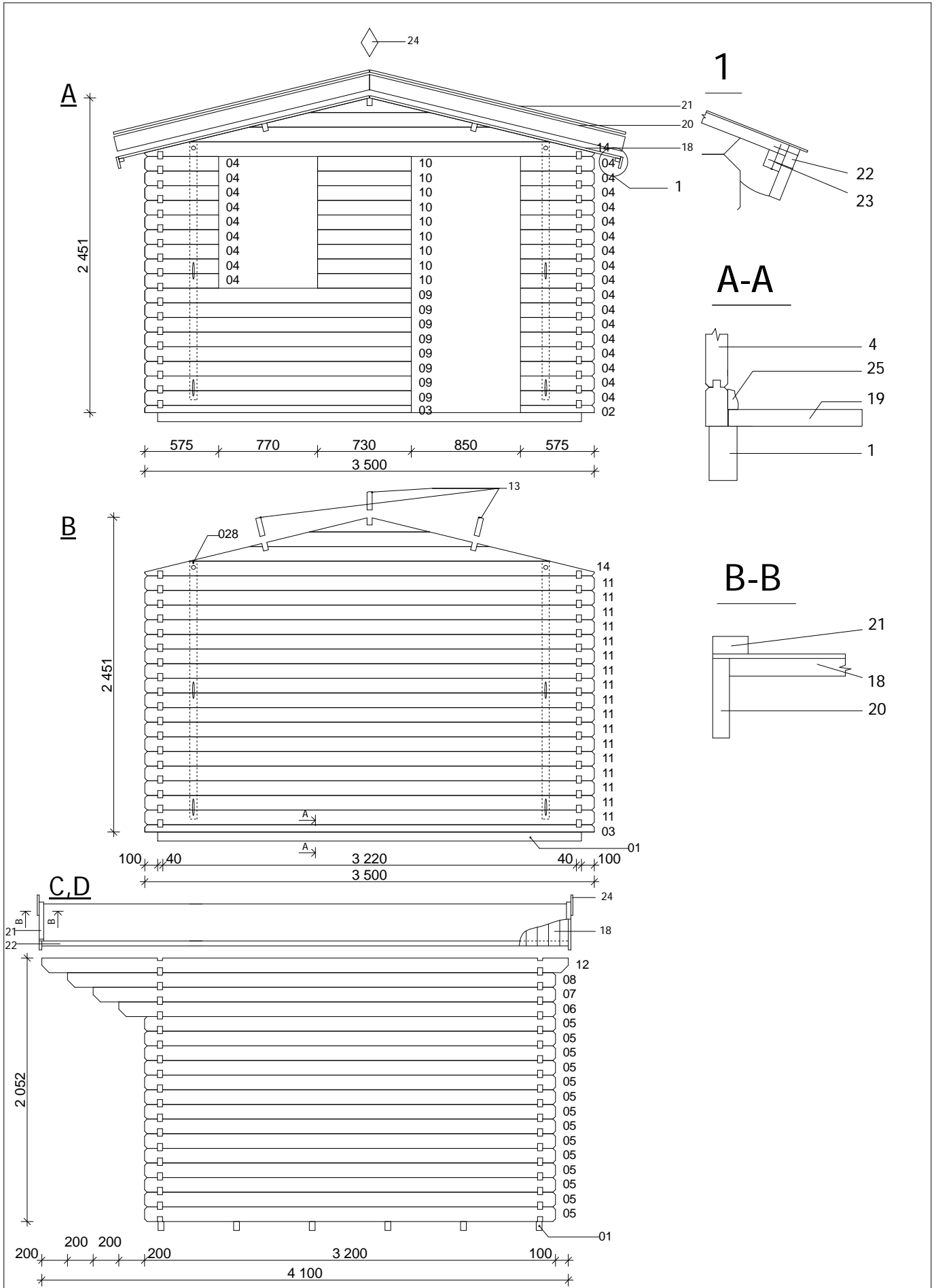


Note: All dimensions are approximate !

Specification - Lugo 40 mm

Nr		 mm	 mm	 x
1	Foundation 	 45x70	3300	6
2		 52	2075/575	2(1+1)
3			3500	1
4		 114	575	26
5			3200	28
6			3400	2
7			3600	2
8			3800	2
9			2075	8
10			730	9
11			3500	17
12		 40x120	4100	2(1+1)
13	Purlin 	 40x120	4100	3(2+1)
14		 114	3500	2
15	Door ca. 840 x 1955 mm R		+ 	1/1
16	Window ca. 765 x 990 mm R		+ 	1/1
17	Roofing felt			--
18	Roof boards	Vers. 1 >	 18x88	--
		Vers. 2 >	 18x110	2010
19	Floor boards	Vers. 1 >	 18x88	--
		Vers. 2 >	 18x110	2915
20	Facia boards 	18x115	2050	4
21	Roofing felt fillet	16x35	2050	4
22	Eavesboard	18x90	4100	2
23	Eavesboard	25x38	4100	2
24	Rhomb 			2
25	Baseboard 			ca. 12.3 m
26	Screws 4,0 x 40			1 packet
27	Nails 2,2 x 50			1 packet
28	Storm braces		2010	4
29	M 8 x 70, Nut , Washer			12
30	Roofing felt nails 2,8 x 15			-
31	Hitblock		300-400	

Lugo 40 mm



Lugo 40 mm

Foundation



Groundplan

